


## Adjust the frame to the VLCP8B Control Panel



1. Frame is not fitting




2. Mark the inner corners




3. Use a small cutting tool



4. Cut out the inner corners



5. Inner corners result



6. Place the adjusted frame on the control panel and click on the outer button module

